



Definisse™

Revitalise Threads [P(LA-CL)]

REboost Techniques

RELIFE
MENARINI group

Definisse™ Revitalise Threads [P(LA-CL)]



REDEFINING REJUVENATION

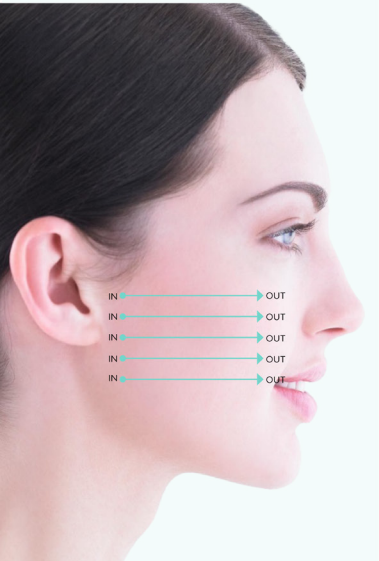
Definisse™ Revitalise Threads are the next generation of pre-rejuvenation and rejuvenation threads with the highest quality material that empower physicians to perform skin revitalisation and bio-stimulation to promote long-lasting skin regeneration and overall skin quality.

Definisse™ Revitalise Threads have been shown in clinical studies to induce a cutaneous reaction involving the stimulation of fibroblasts and the **synthesis of collagen, elastin and hyaluronic acid** around the thread.^{1,2}

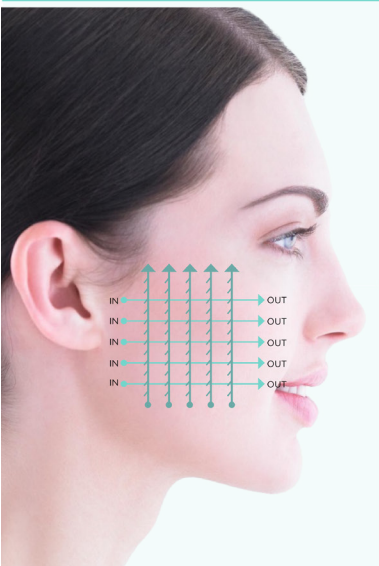
This **cutaneous reaction remains effective and steady** even when the thread is completely re-absorbed (after about a year) and **maintains the revitalising effect**.³

1) Singh S et al. J Cosmet Dermatol. 2023;22:2785-2790. 2) Wong V Clin Cosmet Investig Dermatol. 2021;14:45-54. 3) Savoia A et al. Dermatol Ther (Heidelb). 2014;4(1):103-114.


CHEEK REVITALISING TECHNIQUE

Guidelines	Product	Treatment area	Layer	Device	Quantity
	Definisse™ Revitalise Threads [P(LA-CL)]	Cheek	Intradermal/ superficial subdermal	5 cm smooth thread 40 mm 29 G cannula needle	5 threads per side

CHEEK REGENERATING TECHNIQUE

Guidelines	Product	Treatment area	Layer	Device	Quantity	
	<p>Definisse™ Revitalise Threads [P(LA-CL)]</p>	<p>Cheek</p>	<p>Intradermal/ superficial subdermal</p>	<p>5 cm smooth thread</p> <p>40 mm 29 G cannula needle</p>	<p>5</p> <p>threads per side</p>	
+						
<p>5 cm barbed thread</p> <p>40 mm 23 G cannula needle</p>						<p>5</p> <p>threads per side</p>

NECK REVITALISING TECHNIQUE

Guidelines	Product	Treatment area	Layer	Device	Quantity
	Definisse™ Revitalise Threads [P(LA-CL)]	Neck	Intradermal/ superficial subdermal	7 cm smooth thread 60 mm 29 G cannula needle	5 threads per side

ABDOMEN TIGHTENING TECHNIQUE

Guidelines	Product	Treatment area	Layer	Device	Quantity
 <p>The diagram illustrates the thread placement technique on the abdomen. It shows a series of threads being inserted from the sides (labeled 'IN') and exiting towards the center (labeled 'OUT'). The threads are arranged in a fan-like pattern, with the central thread exiting directly above the navel. The threads are shown in a light blue color with small arrows indicating the direction of insertion and exit.</p>	<p>Definisse™ Revitalise Threads [P(LA-CL)]</p>	<p>Abdomen</p>	<p>Intradermal/ superficial subdermal</p>	<p>9 cm barbed thread 60 mm 23 G cannula needle</p>	<p>5 threads per side</p>
				<p>7 cm smooth thread 60 mm 29 G cannula needle</p>	<p>5 threads per side</p>



FOLLOW US ON

 LINKEDIN



 INSTAGRAM



RELIFE Srl Via Dei Sette Santi 3 - 50131 Florence, ITALY
Tel. +39 055 56.80.93.45 - Fax +39 055 56.80.93.46

The information in this material is intended for Healthcare Professional only