



XTR™
Technology

EXCELLENT
THREE-DIMENSIONAL
RETICULATION

Definisse™ Filler

REstore techniques

RELIFE
MENARINI group

Definisse™ Filler



GENERAL INTRODUCTION

Definisse™ Filler techniques are structured in three levels based on the expertise of physicians:

- *ESSENTIAL*
- *ADVANCED*
- *EXPERT*

Specifically, each level has been developed focusing on the following aspects:














- Knowledge of the anatomy and the risk area
- Manual dexterity skills
- Type of device (cannula or needle)
- Patient approach (meeting patient's individual needs, global image consultant)

STRUCTURED TECHNIQUES

LEVEL 1	LEVEL 2	LEVEL 3
BEGINNER USERS	ADVANCED USERS	EXPERT USERS
OBJECTIVE	OBJECTIVE	OBJECTIVE
Common indications	Increase consciousness and manual skills	Very complex areas
Satisfactory results-treating main areas	Extended treatment areas	Refinements
Simple technique and instrument to inject fillers	Anatomically complex areas	Full 3D approach
Detailed indications (ex. Volume to inject)	Different instruments: from needle to cannula	Integrated approach
ESSENTIAL TECHNIQUES	ADVANCED TECHNIQUES	EXPERT TECHNIQUES

Acknowledgements:

- The training program was developed by Global Advisory Board with years of experiences in aesthetic medicine treatment (Doctors' Expert Forum in Frankfurt, 2019).
- The recommendation on indication, type of needle, type of product, layers, and number of volumes injected, are based on experts recommendation and consensus.
- Definisse™ touch filler + lidocaine, Definisse™ restore filler + lidocaine, and Definisse™ core filler + lidocaine have 27G needle inside the box

DEVICE	TECHNIQUES			SAFETY AREA		
NEEDLE	 Bolus	 Papula	 Fanning/linear/ threading			
						
CANNULA	 Fanning/linear/threading			 GREEN Safer area	 YELLOW Complex area	 RED Risk area

*The vertex of the triangle indicates the direction for the needle/cannula insertion

Acknowledgements:

- The training program was developed by Global Advisory Board with years of experiences in aesthetic medicine treatment (Doctors' Expert Forum in Frankfurt, 2019).
- The recommendation on indication, type of needle, type of product, layers, and number of volumes injected, are based on experts recommendation and consensus.
- Definisse™ touch filler + lidocaine, Definisse™ restore filler + lidocaine, and Definisse™ core filler + lidocaine have 27G needle inside the box



Definisse™ Filler

ESSENTIAL TECHNIQUES

THE ESSENTIAL TECHNIQUES HAVE BEEN ELABORATED ON THE FOLLOWING KEY POINTS:

1

Treatment of the most in demand areas (lips, cheekbones, nasolabial folds)

2

Lower risk injection points from an Anatomical perspective

3

Simple techniques

4

Use of needle

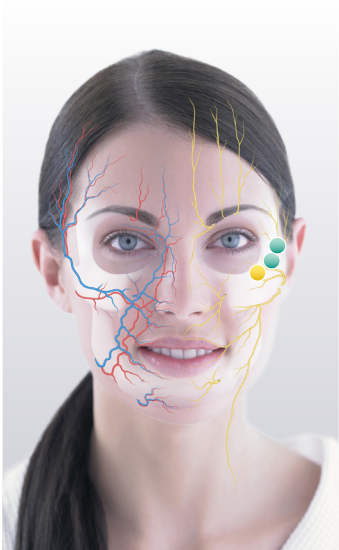
5

Practical clinical guide (products, volumes, injection techniques)

6

Satisfactory results from treating the main areas

ESSENTIAL TECHNIQUES

Indications	Guidelines	Product	Layers	Device	Volume
<p>ZYGOMATIC ARCH</p> <p>● Safer ● Complex ● Risk</p>		<p>Definisse™ restore filler* + Lidocaine</p> <p>OR</p> <p>Definisse™ core filler* + Lidocaine</p>	<p>Supra- periosteal</p>	<p>27G needle</p>	<p>0.1-0.2 ml per point of injection FULL TREATMENT: 0.5 ml per side</p>

* According to patients facial anatomy, product choice is up to the physicians

Acknowledgements:

- The training program was developed by Global Advisory Board with years of experiences in aesthetic medicine treatment (Doctors' Expert Forum in Frankfurt, 2019).
- The recommendation on indication, type of needle, type of product, layers, and number of volumes injected, are based on experts recommendation and consensus.
- Definisse™ touch filler + lidocaine, Definisse™ restore filler + lidocaine, and Definisse™ core filler + lidocaine have 27G needle inside the box

ESSENTIAL TECHNIQUES

Indications	Guidelines	Product	Layers	Device	Volume	
MALAR AREA		Definisse™ restore filler* + Lidocaine	OR	Supra- periosteal	27G needle	0.1-0.2 ml per point of injection
		Definisse™ core filler* + Lidocaine				

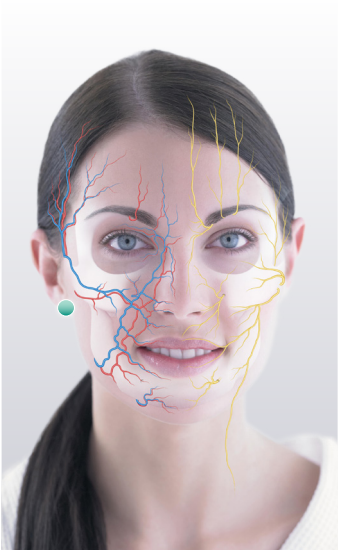
- Safer
- Complex
- Risk

* According to patients facial anatomy, product choice is up to the physicians

Acknowledgements:

- The training program was developed by Global Advisory Board with years of experiences in aesthetic medicine treatment (Doctors' Expert Forum in Frankfurt, 2019).
- The recommendation on indication, type of needle, type of product, layers, and number of volumes injected, are based on experts recommendation and consensus.
- Definisse™ touch filler + lidocaine, Definisse™ restore filler + lidocaine, and Definisse™ core filler + lidocaine have 27G needle inside the box

ESSENTIAL TECHNIQUES

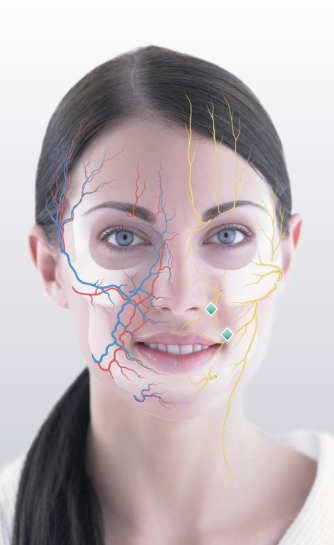
Indications	Guidelines	Product	Layers	Device	Volume
<p>EARLOBE</p> <p>● Safer ● Complex ● Risk</p>		<p>Definisse™ touch filler* + Lidocaine</p>	<p>Sub-cutaneous</p>	<p>30G needle</p>	<p>0.1 ml per point of injection (bolus)</p>

* According to patients facial anatomy, product choice is up to the physicians

Acknowledgements:

- The training program was developed by Global Advisory Board with years of experiences in aesthetic medicine treatment (Doctors' Expert Forum in Frankfurt, 2019).
- The recommendation on indication, type of needle, type of product, layers, and number of volumes injected, are based on experts recommendation and consensus.
- Definisse™ touch filler + lidocaine, Definisse™ restore filler + lidocaine, and Definisse™ core filler + lidocaine have 27G needle inside the box

ESSENTIAL TECHNIQUES

Indications	Guidelines	Product	Layers	Device	Volume
NASOLABIAL FOLDS		Definisse™ touch filler* + Lidocaine	Intradermal/ Subdermal	27/30G needle	0.4-0.5 ml per side of injection (linear threading/ fanning)
		OR	Definisse™ restore filler* + Lidocaine		

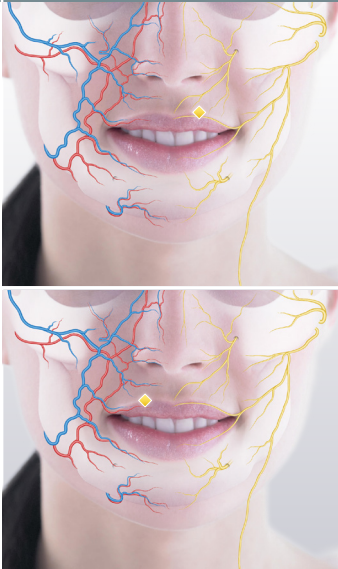
- Safer
- Complex
- Risk

* According to patients facial anatomy, product choice is up to the physicians

Acknowledgements:

- The training program was developed by Global Advisory Board with years of experiences in aesthetic medicine treatment (Doctors' Expert Forum in Frankfurt, 2019).
- The recommendation on indication, type of needle, type of product, layers, and number of volumes injected, are based on experts recommendation and consensus.
- Definisse™ touch filler + lidocaine, Definisse™ restore filler + lidocaine, and Definisse™ core filler + lidocaine have 27G needle inside the box

ESSENTIAL TECHNIQUES

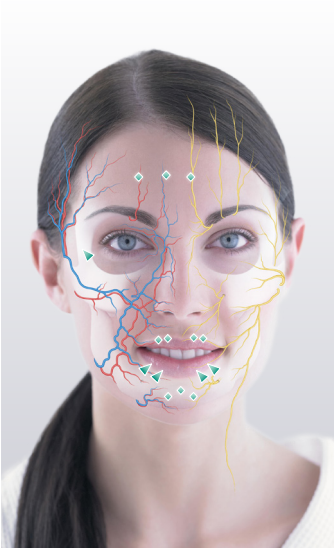
Indications	Guidelines	Product	Layers	Device	Volume
<p>RED LIPS</p>		<p>Definisse™ touch filler* + Lidocaine</p>	<p>Submucosal</p>	<p>27/30G needle</p>	<p>FULL TREATMENT: 0.6-1 ml (0.3-0.5 ml per lip) (with linear threading technique)</p>

* According to patients facial anatomy, product choice is up to the physicians

Acknowledgements:

- The training program was developed by Global Advisory Board with years of experiences in aesthetic medicine treatment (Doctors' Expert Forum in Frankfurt, 2019).
- The recommendation on indication, type of needle, type of product, layers, and number of volumes injected, are based on experts recommendation and consensus.
- Definisse™ touch filler + lidocaine, Definisse™ restore filler + lidocaine, and Definisse™ core filler + lidocaine have 27G needle inside the box

ESSENTIAL TECHNIQUES

Indications	Guidelines	Product	Layers	Device	Volume
<p>FINE WRINKLES</p>		<p>Definisse™ touch filler* + Lidocaine</p>	<p>Sub-cutaneous/ Intradermal</p>	<p>30G needle</p>	<p>0.01-0.04 ml per point of injection</p>

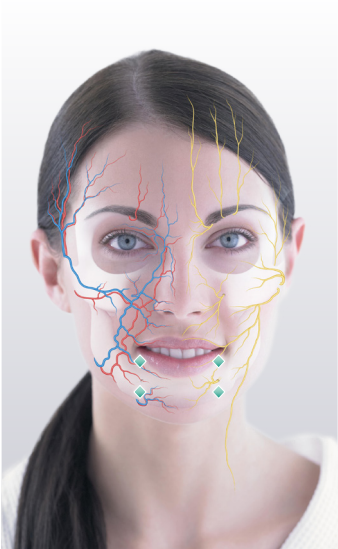
- Safer
- Complex
- Risk

* According to patients facial anatomy, product choice is up to the physicians

Acknowledgements:

- The training program was developed by Global Advisory Board with years of experiences in aesthetic medicine treatment (Doctors' Expert Forum in Frankfurt, 2019).
- The recommendation on indication, type of needle, type of product, layers, and number of volumes injected, are based on experts recommendation and consensus.
- Definisse™ touch filler + lidocaine, Definisse™ restore filler + lidocaine, and Definisse™ core filler + lidocaine have 27G needle inside the box

ESSENTIAL TECHNIQUES

Indications	Guidelines	Product	Layers	Device	Volume
<p>MARIONETTE LINES</p> <p>● Safer ● Complex ● Risk</p>		<p>Definisse™ restore filler* + Lidocaine</p>	<p>Sub- cutaneous</p>	<p>30/27G needle</p>	<p>0.1-0.5 ml per area of injection (linear threading/ fanning)</p>

* According to patients facial anatomy, product choice is up to the physicians

Acknowledgements:

- The training program was developed by Global Advisory Board with years of experiences in aesthetic medicine treatment (Doctors' Expert Forum in Frankfurt, 2019).
- The recommendation on indication, type of needle, type of product, layers, and number of volumes injected, are based on experts recommendation and consensus.
- Definisse™ touch filler + lidocaine, Definisse™ restore filler + lidocaine, and Definisse™ core filler + lidocaine have 27G needle inside the box



Definisse™ Filler

ADVANCED TECHNIQUES

THE ADVANCE TECHNIQUES HAVE BEEN ELABORATED ON THE FOLLOWING KEY POINTS:

1

Treatment of areas containing noble anatomical structures

2

Safe procedures

3

Extended treatment areas

4

Option to use needle or cannula

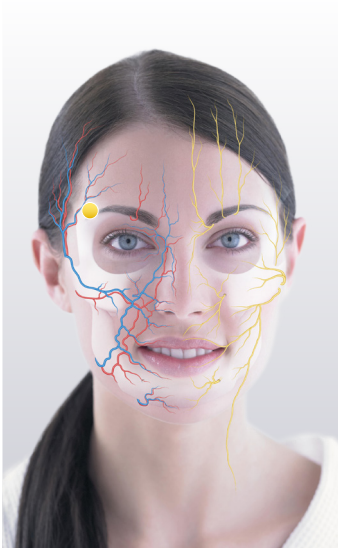
5

Practical clinical guide (products, volumes, injection techniques)

6

Optimal results based on a full face 3D approach

ADVANCED TECHNIQUES

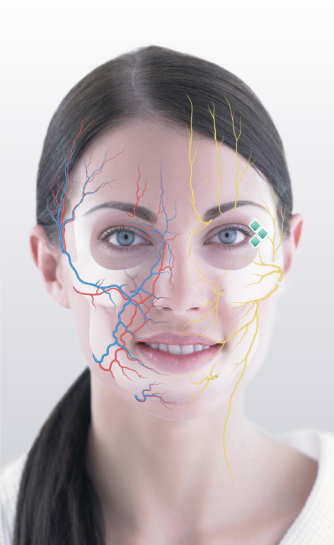
Indications	Guidelines	Product	Layers	Device	Volume
<p>UPPER TEMPLE</p> <p>● Safer ● Complex ● Risk</p>		<p>Definisse™ restore filler* + Lidocaine</p>	<p>Supra- periosteal</p>	<p>27G needle</p>	<p>0.3-0.5 ml per point of injection (bolus)</p>

* According to patients facial anatomy, product choice is up to the physicians

Acknowledgements:

- The training program was developed by Global Advisory Board with years of experiences in aesthetic medicine treatment (Doctors' Expert Forum in Frankfurt, 2019).
- The recommendation on indication, type of needle, type of product, layers, and number of volumes injected, are based on experts recommendation and consensus.
- Definisse™ touch filler + lidocaine, Definisse™ restore filler + lidocaine, and Definisse™ core filler + lidocaine have 27G needle inside the box

ADVANCED TECHNIQUES

Indications	Guidelines	Product	Layers	Device	Volume
CANTAL LINES		Definisse™ touch filler* + Lidocaine	Intradermal	30G needle	0.1-0.2 ml per side of injection (small papulas or linear threading)

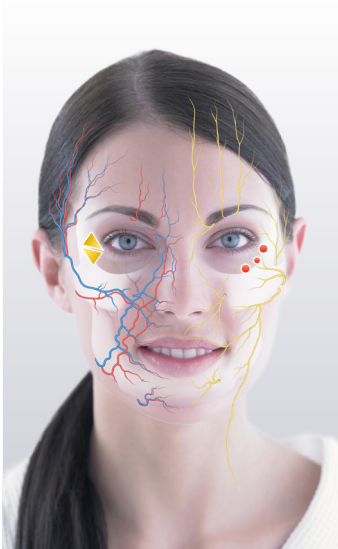
- Safer
- Complex
- Risk

* According to patients facial anatomy, product choice is up to the physicians

Acknowledgements:

- The training program was developed by Global Advisory Board with years of experiences in aesthetic medicine treatment (Doctors' Expert Forum in Frankfurt, 2019).
- The recommendation on indication, type of needle, type of product, layers, and number of volumes injected, are based on experts recommendation and consensus.
- Definisse™ touch filler + lidocaine, Definisse™ restore filler + lidocaine, and Definisse™ core filler + lidocaine have 27G needle inside the box

ADVANCED TECHNIQUES


Indications	Guidelines	Product	Layers	Device	Volume
<p>LATERAL ORBIT/ LID CHEEK GROOVE</p> <p>● Safer ● Complex ● Risk</p>		<p>Definisse™ touch filler* + Lidocaine</p> <p>OR</p> <p>Definisse™ restore filler* + Lidocaine</p>	<p>Supra- periosteal</p>	<p>25G cannula</p>	<p>0.2-0.3 ml per side of injection</p>

* According to patients facial anatomy, product choice is up to the physicians

Acknowledgements:

- The training program was developed by Global Advisory Board with years of experiences in aesthetic medicine treatment (Doctors' Expert Forum in Frankfurt, 2019).
- The recommendation on indication, type of needle, type of product, layers, and number of volumes injected, are based on experts recommendation and consensus.
- Definisse™ touch filler + lidocaine, Definisse™ restore filler + lidocaine, and Definisse™ core filler + lidocaine have 27G needle inside the box

ADVANCED TECHNIQUES

Indications	Guidelines	Product	Layers	Device	Volume
ZYGOMATIC ARCH		Definisse™ restore filler* + Lidocaine	OR	27G needle	0.1-0.2 ml per point of injection FULL TREATMENT: 0.5 ml per side
		Definisse™ core filler* + Lidocaine		Supra-periosteal	25G cannula

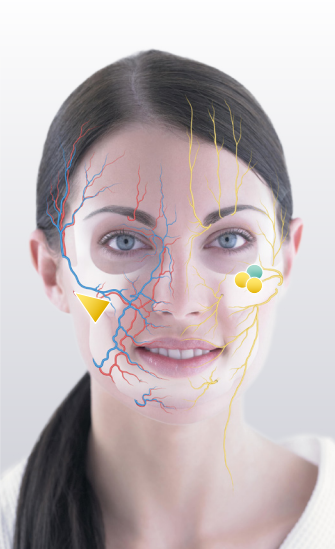
- Safer
- Complex
- Risk

* According to patients facial anatomy, product choice is up to the physicians

Acknowledgements:

- The training program was developed by Global Advisory Board with years of experiences in aesthetic medicine treatment (Doctors' Expert Forum in Frankfurt, 2019).
- The recommendation on indication, type of needle, type of product, layers, and number of volumes injected, are based on experts recommendation and consensus.
- Definisse™ touch filler + lidocaine, Definisse™ restore filler + lidocaine, and Definisse™ core filler + lidocaine have 27G needle inside the box

ADVANCED TECHNIQUES


Indications	Guidelines	Product	Layers	Device	Volume
MALAR AREA		Definisse™ restore filler* + Lidocaine		30/29G needle	0.1-0,2 ml per point of injection
		OR	Supra- periosteal/ deep fat	27G needle	0.1-0,2 ml per point of injection
		Definisse™ core filler* + Lidocaine		25G cannula	0.3-1 ml per side of injection

* According to patients facial anatomy, product choice is up to the physicians

Acknowledgements:

- The training program was developed by Global Advisory Board with years of experiences in aesthetic medicine treatment (Doctors' Expert Forum in Frankfurt, 2019).
- The recommendation on indication, type of needle, type of product, layers, and number of volumes injected, are based on experts recommendation and consensus.
- Definisse™ touch filler + lidocaine, Definisse™ restore filler + lidocaine, and Definisse™ core filler + lidocaine have 27G needle inside the box

ADVANCED TECHNIQUES

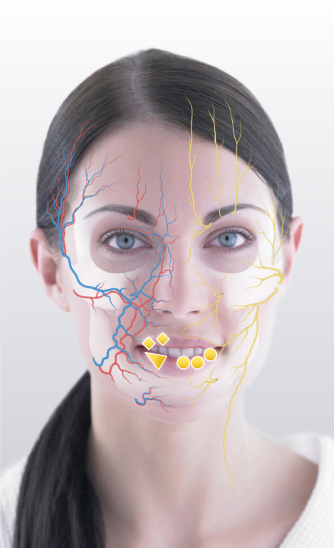
Indications	Guidelines	Product	Layers	Device	Volume
<p>SUBMALAR AREA</p> <p>● Safer ● Complex ● Risk</p>		<p>Definisse™ restore filler* + Lidocaine</p>	<p>Sub- cutaneous</p>	<p>23/25G cannula</p>	<p>0.2-0.5 mlper side of injection (fanning)</p>

* According to patients facial anatomy, product choice is up to the physicians

Acknowledgements:

- The training program was developed by Global Advisory Board with years of experiences in aesthetic medicine treatment (Doctors' Expert Forum in Frankfurt, 2019).
- The recommendation on indication, type of needle, type of product, layers, and number of volumes injected, are based on experts recommendation and consensus.
- Definisse™ touch filler + lidocaine, Definisse™ restore filler + lidocaine, and Definisse™ core filler + lidocaine have 27G needle inside the box

ADVANCED TECHNIQUES

Indications	Guidelines	Product	Layers	Device	Volume
RED LIPS		Definisse™ touch filler* + Lidocaine	Submucosal/ Intramucosal	27/30G needle	FULL TREATMENT: 0.6-1 ml (0.3-0.5 ml per lip) (with linear threading technique)
			Submucosal	25G cannula	0.3-0.5 ml per lip

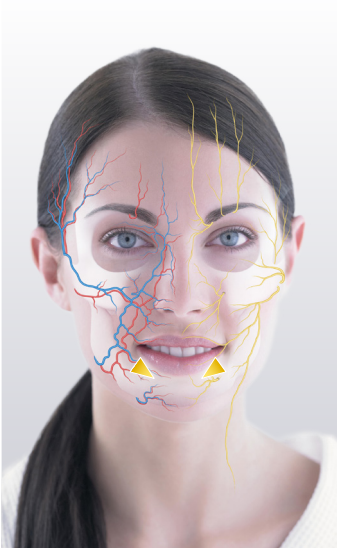
- Safer
- Complex
- Risk

* According to patients facial anatomy, product choice is up to the physicians

Acknowledgements:

- The training program was developed by Global Advisory Board with years of experiences in aesthetic medicine treatment (Doctors' Expert Forum in Frankfurt, 2019).
- The recommendation on indication, type of needle, type of product, layers, and number of volumes injected, are based on experts recommendation and consensus.
- Definisse™ touch filler + lidocaine, Definisse™ restore filler + lidocaine, and Definisse™ core filler + lidocaine have 27G needle inside the box

ADVANCED TECHNIQUES

Indications	Guidelines	Product	Layers	Device	Volume
MARIONETTE LINES		Definisse™ restore filler* + Lidocaine	Sub-cutaneous	25G cannula	0.5 ml per side of injection (fanning)
			Sub-cutaneous	27G needle	

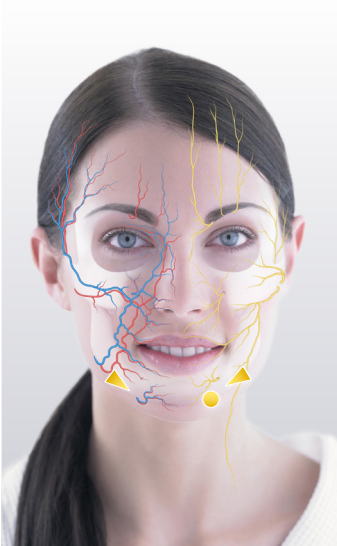
- Safer
- Complex
- Risk

* According to patients facial anatomy, product choice is up to the physicians

Acknowledgements:

- The training program was developed by Global Advisory Board with years of experiences in aesthetic medicine treatment (Doctors' Expert Forum in Frankfurt, 2019).
- The recommendation on indication, type of needle, type of product, layers, and number of volumes injected, are based on experts recommendation and consensus.
- Definisse™ touch filler + lidocaine, Definisse™ restore filler + lidocaine, and Definisse™ core filler + lidocaine have 27G needle inside the box

ADVANCED TECHNIQUES

Indications	Guidelines	Product	Layers	Device	Volume
PREJAWL		Definisse™ restore filler* + Lidocaine		25G cannula	0.5 ml per side of injection
		OR		Supra- periosteal	27G needle
		Definisse™ core filler* + Lidocaine			

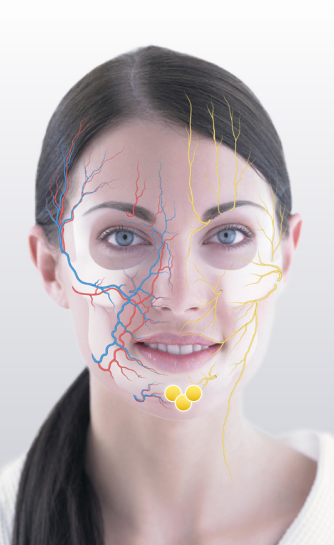
- Safer
- Complex
- Risk

* According to patients facial anatomy, product choice is up to the physicians

Acknowledgements:

- The training program was developed by Global Advisory Board with years of experiences in aesthetic medicine treatment (Doctors' Expert Forum in Frankfurt, 2019).
- The recommendation on indication, type of needle, type of product, layers, and number of volumes injected, are based on experts recommendation and consensus.
- Definisse™ touch filler + lidocaine, Definisse™ restore filler + lidocaine, and Definisse™ core filler + lidocaine have 27G needle inside the box

ADVANCED TECHNIQUES

Indications	Guidelines	Product	Layers	Device	Volume
CHIN		Definisse™ core filler* + Lidocaine	Supra- periosteal	27G needle	0.1-0.3 per point of injection: (1-4 points)
				25G cannula	0.5-1.0 ml per side of injection

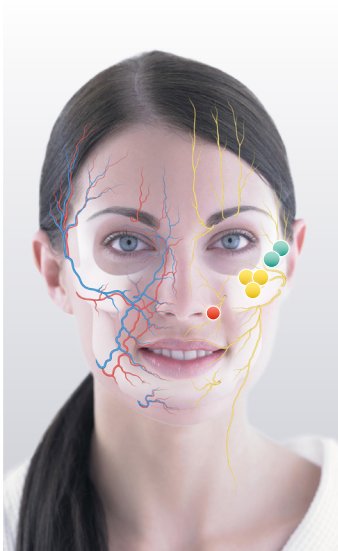
- Safer
- Complex
- Risk

* According to patients facial anatomy, product choice is up to the physicians

Acknowledgements:

- The training program was developed by Global Advisory Board with years of experiences in aesthetic medicine treatment (Doctors' Expert Forum in Frankfurt, 2019).
- The recommendation on indication, type of needle, type of product, layers, and number of volumes injected, are based on experts recommendation and consensus.
- Definisse™ touch filler + lidocaine, Definisse™ restore filler + lidocaine, and Definisse™ core filler + lidocaine have 27G needle inside the box

ADVANCED TECHNIQUES

Indications	Guidelines	Product	Layers	Device	Volume
<p>PEGASUS TECHNIQUE</p>		<p>Definisse™ core filler* + Lidocaine</p>	<p>Supra- periosteal</p>	<p>27G needle</p>	<p>0.1-0.2 ml per point of injection FULL TREATMENT: 1 ml per side</p>

* According to patients facial anatomy, product choice is up to the physicians

Acknowledgements:

- The training program was developed by Global Advisory Board with years of experiences in aesthetic medicine treatment (Doctors' Expert Forum in Frankfurt, 2019).
- The recommendation on indication, type of needle, type of product, layers, and number of volumes injected, are based on experts recommendation and consensus.
- Definisse™ touch filler + lidocaine, Definisse™ restore filler + lidocaine, and Definisse™ core filler + lidocaine have 27G needle inside the box



Definisse™ Filler

EXPERT TECHNIQUES

THE EXPERT TECHNIQUES HAVE BEEN ELABORATED ON THE FOLLOWING KEY POINTS:

1

Treatment of high-risk areas

2

3D approach

3

Aesthetic sense and creative skills to rejuvenate patient's facial features

4

Care for details

5

Comprehensive and integrated approach

EXPERT TECHNIQUES

Indications	Guidelines	Product	Layers	Device	Volume	
R TECHNIQUE		Definisse™ touch filler* + Lidocaine	Interfascial/ subcutaneous	27G needle 25G cannula	FULL TREATMENT: 2.8 - 4 ml per side	
		AND	Definisse™ restore filler* + Lidocaine	Interfascial/ Supra- periosteal/ periosteal/ subcutaneous		27G needle 25G cannula
		AND	Definisse™ core filler* + Lidocaine	Supra- periosteal/ periosteal		27G needle 25G cannula

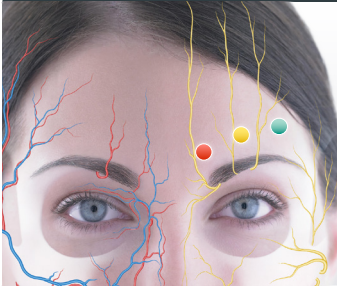
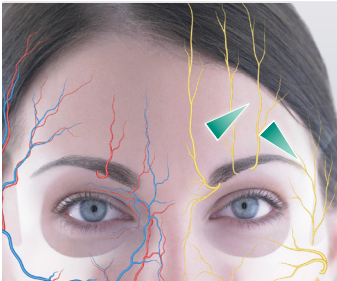
- Safer
- Complex
- Risk

* According to patients facial anatomy, product choice is up to the physicians

Acknowledgements:

- The training program was developed by Global Advisory Board with years of experiences in aesthetic medicine treatment (Doctors' Expert Forum in Frankfurt, 2019).
- The recommendation on indication, type of needle, type of product, layers, and number of volumes injected, are based on experts recommendation and consensus.
- Definisse™ touch filler + lidocaine, Definisse™ restore filler + lidocaine, and Definisse™ core filler + lidocaine have 27G needle inside the box

EXPERT TECHNIQUES

Indications	Guidelines	Product	Layers	Device	Volume
FOREHEAD		Definisse™ restore filler* + Lidocaine	Supra- periosteal	27/30G needle	0.1-0.2 ml per point of injection
		Definisse™ touch filler* + Lidocaine		25/23G cannula	0.1-0.3 ml per point of injection
					FULL TREATMENT: 0,5-1,5 ml

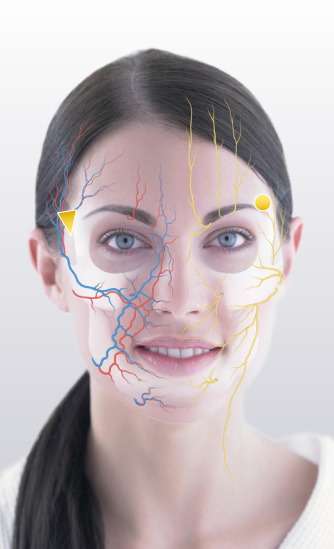
- Safer
- Complex
- Risk

* According to patients facial anatomy, product choice is up to the physicians

Acknowledgements:

- The training program was developed by Global Advisory Board with years of experiences in aesthetic medicine treatment (Doctors' Expert Forum in Frankfurt, 2019).
- The recommendation on indication, type of needle, type of product, layers, and number of volumes injected, are based on experts recommendation and consensus.
- Definisse™ touch filler + lidocaine, Definisse™ restore filler + lidocaine, and Definisse™ core filler + lidocaine have 27G needle inside the box

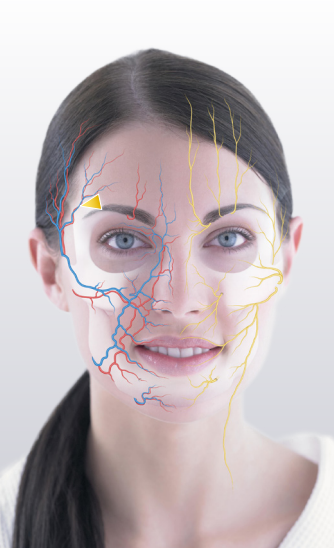
EXPERT TECHNIQUES

Indications	Guidelines	Product	Layers	Device	Volume
TEMPLE		Definisse™ touch filler* + Lidocaine	Sub-cutaneous	25G cannula	0.3-1 ml per side of injection
		OR			
		Definisse™ restore filler* + Lidocaine	Supra-periosteal	27G needle	0.3-0.5 ml per point of injection (bolus)
		OR	Suprafascial	25G cannula	0.3-1 ml per point of injection
		Definisse™ core filler* + Lidocaine	Supra-periosteal	25G needle	0.3-0.5 ml per point of injection (bolus)

* According to patients facial anatomy, product choice is up to the physicians

Acknowledgements:

- The training program was developed by Global Advisory Board with years of experiences in aesthetic medicine treatment (Doctors' Expert Forum in Frankfurt, 2019).
- The recommendation on indication, type of needle, type of product, layers, and number of volumes injected, are based on experts recommendation and consensus.
- Definisse™ touch filler + lidocaine, Definisse™ restore filler + lidocaine, and Definisse™ core filler + lidocaine have 27G needle inside the box

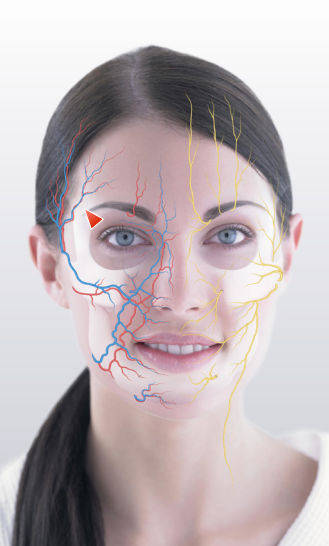
Indications	Guidelines	Product	Layers	Device	Volume	
EYEBROW		Definisse™ touch filler* + Lidocaine	OR	Supra- periosteal	25G cannula	0.1-0.3 ml per area of injection
		Definisse™ restore filler* + Lidocaine				

* According to patients facial anatomy, product choice is up to the physicians

Acknowledgements:

- The training program was developed by Global Advisory Board with years of experiences in aesthetic medicine treatment (Doctors' Expert Forum in Frankfurt, 2019).
- The recommendation on indication, type of needle, type of product, layers, and number of volumes injected, are based on experts recommendation and consensus.
- Definisse™ touch filler + lidocaine, Definisse™ restore filler + lidocaine, and Definisse™ core filler + lidocaine have 27G needle inside the box

EXPERT TECHNIQUES

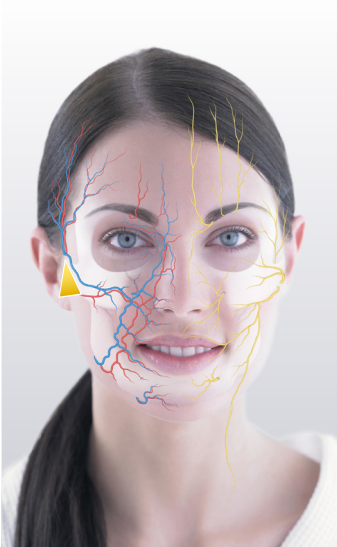
Indications	Guidelines	Product	Layers	Device	Volume
<p>UPPER ORBITAL RIM and EYELID</p> <p>● Safer ● Complex ● Risk</p>		<p>Definisse™ restore filler* + Lidocaine</p> <p>OR</p> <p>Definisse™ touch filler* + Lidocaine</p>	<p>Supra-periosteal (ROOF)</p>	<p>25G cannula</p>	<p>0.1-0.2 ml per side of injection</p>

* According to patients facial anatomy, product choice is up to the physicians

Acknowledgements:

- The training program was developed by Global Advisory Board with years of experiences in aesthetic medicine treatment (Doctors' Expert Forum in Frankfurt, 2019).
- The recommendation on indication, type of needle, type of product, layers, and number of volumes injected, are based on experts recommendation and consensus.
- Definisse™ touch filler + lidocaine, Definisse™ restore filler + lidocaine, and Definisse™ core filler + lidocaine have 27G needle inside the box

EXPERT TECHNIQUES

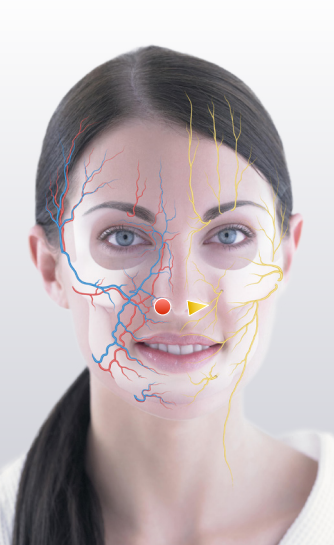
Indications	Guidelines	Product	Layers	Device	Volume
<p>PRE-AURICULAR AREA</p> 		<p>Definisse™ restore filler* + Lidocaine</p>	<p>Sub-cutaneous</p>	<p>25/23G cannula</p>	<p>0.3-1 ml per side of injection</p>

* According to patients facial anatomy, product choice is up to the physicians

Acknowledgements:

- The training program was developed by Global Advisory Board with years of experiences in aesthetic medicine treatment (Doctors' Expert Forum in Frankfurt, 2019).
- The recommendation on indication, type of needle, type of product, layers, and number of volumes injected, are based on experts recommendation and consensus.
- Definisse™ touch filler + lidocaine, Definisse™ restore filler + lidocaine, and Definisse™ core filler + lidocaine have 27G needle inside the box

EXPERT TECHNIQUES

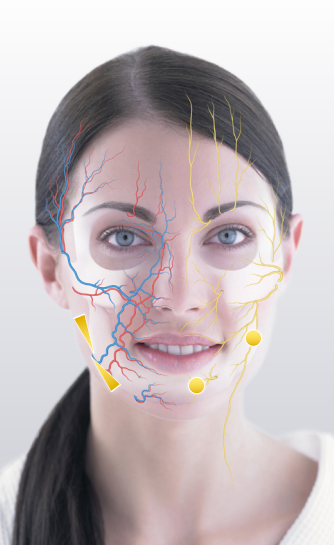
Indications	Guidelines	Product	Layers	Device	Volume
DEEP PYRIFORM SPACE (nasolabial angle)		Definisse™ core filler* + Lidocaine	Supra- periosteal	27G needle (perpendicular)	0.2-0.3 ml per point of injection (bolus, single shot)
		Definisse™ restore filler* + Lidocaine			
		OR Definisse™ core filler* + Lidocaine	Supra- periosteal	25G cannula	0.2-0.3 ml per area of injection
		Definisse™ restore filler* + Lidocaine			

* According to patients facial anatomy, product choice is up to the physicians

Acknowledgements:

- The training program was developed by Global Advisory Board with years of experiences in aesthetic medicine treatment (Doctors' Expert Forum in Frankfurt, 2019).
- The recommendation on indication, type of needle, type of product, layers, and number of volumes injected, are based on experts recommendation and consensus.
- Definisse™ touch filler + lidocaine, Definisse™ restore filler + lidocaine, and Definisse™ core filler + lidocaine have 27G needle inside the box

EXPERT TECHNIQUES

Indications	Guidelines	Product	Layers	Device	Volume	
JAWLINE		Definisse™ core filler* + Lidocaine	Supra-perio- steal (only prejowl and gonion)	25G needle	0.2-0.5 ml per point of injection (bolus)	
		OR		Sub- cutaneous	25G cannula	0.5-2 ml per side of injection
		Definisse™ restore filler* + Lidocaine	Sub- cutaneous	25G cannula	0.5-2 ml per side of injection	

- Safer
- Complex
- Risk

* According to patients facial anatomy, product choice is up to the physicians

Acknowledgements:

- The training program was developed by Global Advisory Board with years of experiences in aesthetic medicine treatment (Doctors' Expert Forum in Frankfurt, 2019).
- The recommendation on indication, type of needle, type of product, layers, and number of volumes injected, are based on experts recommendation and consensus.
- Definisse™ touch filler + lidocaine, Definisse™ restore filler + lidocaine, and Definisse™ core filler + lidocaine have 27G needle inside the box

VERY IMPORTANT

**THE TREATMENT PLAN HAS TO BE ADAPTED TO THE INDIVIDUAL ANATOMY,
FACE MORPHOLOGY, AND NEEDS OF PATIENTS**



Discover more at www.relife-icme.com



RELIFE Srl Via Dei Sette Santi 3 - 50131 Florence, ITALY
Tel. +39 055 56.80.93.45 - Fax +39 055 56.80.93.46

CE0123. CROMA-PHARMA GmbH. Industriezelle 6, 2100 Leobendorf, Austria

The information in this material is intended for Healthcare Professional only
R20027/1